




	Références	12 V DC	24 V DC	48 V DC	Courant	Multivoies	Chargeur	Dimensions extérieures L x H x P	Pré-perçages pour intégration cartes(s) électroniques(s)	Capacité batterie(s)											Page		
										Capacité carte(s)	1.3Ah	2.1Ah	3.2Ah	4Ah	7Ah	12Ah	18Ah	24Ah	38Ah	65Ah			
 Coffret ABS RSX	RSX1201.5C	✓	-	-	1,5 A	-	✓	173 x 223 x 103 mm	-	-	3	-	2	1	1	-	-	-	-	-	-	18	
	RSX1203C	✓	-	-	3 A	-	✓		-	-	3	-	2	1	1	-	-	-	-	-	-	-	18
	RSX1205C	✓	-	-	5 A	-	✓		-	-	3	-	2	1	1	-	-	-	-	-	-	-	18
	RSX1205C+	✓	-	-	5 A	-	✓	271 x 265 x 103 mm	-	-	-	-	3	2	2	-	1	-	-	-	-	18	
	RSXV12034	✓	-	-	3 A	✓4	-	173 x 223 x 103 mm	-	-	-	-	-	-	-	-	-	-	-	-	-	46	
	RSXV12054	✓	-	-	5 A	✓4	-		-	-	-	-	-	-	-	-	-	-	-	-	-	46	
	RSXV12058	✓	-	-	5 A	✓8	-		-	-	-	-	-	-	-	-	-	-	-	-	-	46	
	RSXV12084	✓	-	-	8 A	✓4	-	271 x 265 x 103 mm	-	-	-	-	-	-	-	-	-	-	-	-	-	46	
	RSXV12088	✓	-	-	8 A	✓8	-		-	-	-	-	-	-	-	-	-	-	-	-	-	46	
	RSXV12108	✓	-	-	10 A	✓8	-		-	-	-	-	-	-	-	-	-	-	-	-	-	46	
	RSXV12034C	✓	-	-	3 A	✓4	✓	173 x 223 x 103 mm	-	-	3	-	2	1	1	-	-	-	-	-	-	-	47
	RSXV12054C	✓	-	-	5 A	✓4	✓		-	-	3	-	2	1	1	-	-	-	-	-	-	-	47
	RSXV12058C	✓	-	-	5 A	✓8	✓		-	-	-	-	3	2	2	-	1	-	-	-	-	-	47
	RSXV12084C	✓	-	-	8 A	✓4	✓	271 x 265 x 103 mm	-	-	-	-	3	2	2	-	1	-	-	-	-	-	47
	RSXV12088C	✓	-	-	8 A	✓8	✓		-	-	-	-	3	2	2	-	1	-	-	-	-	-	47
	RSXV12108C	✓	-	-	10 A	✓8	✓		-	-	-	-	3	2	2	-	1	-	-	-	-	-	47
	RSX2401.5C	-	✓	-	1,5 A	-	✓	-	-	-	4	4	2	2	2	-	-	-	-	-	-	-	19
	RSX2402.5C	-	✓	-	2,5 A	-	✓		-	-	-	4	4	2	2	2	-	-	-	-	-	-	19
RSX2405C	-	✓	-	5 A	-	✓	-		-	-	4	4	2	2	2	-	-	-	-	-	-	19	
 Coffret métal PSX	PSX100-121,5	✓	-	-	1,5 A	-	✓	164 x 244 x 74 mm	-	-	2	-	1	1	1	-	-	-	-	-	-	20	
	PSX100-1203	✓	-	-	3 A	-	✓		-	-	2	-	1	1	1	-	-	-	-	-	-	20	
	PSX200-1205	✓	-	-	5 A	-	✓		-	-	4	2	2	2	1	-	1	-	-	-	-	20	
	PSX500-1210	✓	-	-	10 A	-	✓	320 x 390 x 89 mm	-	-	-	-	4	2	2	-	1	-	-	-	-	20	
	PSX600-1210	✓	-	-	10 A	-	✓	320 x 390 x 174 mm	-	-	-	-	6	6	3	2	2	1	-	-	-	20	
	PSX600-1220	✓	-	-	20 A	-	✓		-	-	-	-	6	6	3	2	2	1	-	-	-	20	
	PSX300-241.5	-	✓	-	1,5 A	-	✓	265 x 265 x 72 mm	-	-	4	2	4	2	2	-	-	-	-	-	-	21	
	PSX300-242.5	-	✓	-	2,5 A	-	✓		-	-	4	2	4	2	2	-	-	-	-	-	-	21	
	PSX400-2405	-	✓	-	5 A	-	✓	320 x 320 x 89 mm	-	-	-	-	4	2	2	-	-	-	-	-	-	21	
	PSX500-2410	-	✓	-	10 A	-	✓	320 x 390 x 89 mm	-	-	-	-	4	2	2	-	-	-	-	-	-	21	
	PSX600-2410	-	✓	-	10 A	-	✓	320 x 390 x 174 mm	-	-	-	-	6	6	2	2	2	-	-	-	-	21	
	PSX700-482.5	-	-	✓	2,5 A	-	✓	420 x 390 x 184 mm	-	-	-	-	-	-	-	4	4	-	-	-	-	22	
	PSX700-4805	-	-	✓	5 A	-	✓		-	-	-	-	-	-	-	-	4	4	-	-	-	-	22
 Coffret métal ACM	ACM1-1203	✓	-	-	3 A	-	✓	435 x 345 x 116 mm	✓	1	-	-	3	3	2	1	1	-	-	-	-	26	
	ACM1-1205	✓	-	-	5 A	-	✓		✓	1	-	-	3	3	2	1	1	-	-	-	-	26	
	ACM1-2401.5	-	✓	-	1,5 A	-	✓		✓	1	-	-	-	-	2	-	-	-	-	-	-	27	
	ACM1-2402.5	-	✓	-	2,5 A	-	✓	✓	1	-	-	-	-	2	-	-	-	-	-	-	27		
	ACM1-1201/2402	✓	✓	-	1 A + 2 A	-	✓	✓	1	-	-	-	-	2	-	-	-	-	-	-	26		
	ACM2-1203	✓	-	-	3 A	-	✓	705 x 345 x 116 mm	✓	2	-	-	3	3	2	-	1	-	-	-	-	28	
	ACM2-1205	✓	-	-	5 A	-	✓		✓	2	-	-	3	3	2	-	1	-	-	-	-	28	
	ACM2-1210	✓	-	-	10 A	-	✓		✓	2	-	-	3	3	2	-	1	-	-	-	-	28	
	ACM2-2401.5	-	✓	-	1,5 A	-	✓	✓	2	-	-	-	-	2	-	-	-	-	-	-	29		
	ACM2-2402.5	-	✓	-	2,5 A	-	✓	✓	2	-	-	-	-	2	-	-	-	-	-	-	29		
	ACM2-2405	-	✓	-	5 A	-	✓	✓	2	-	-	-	-	2	-	-	-	-	-	-	29		
	ACM2-1201/2402	✓	✓	-	1 A + 2 A	-	✓	✓	2	-	-	-	-	2	-	-	-	-	-	-	28		
	ACM2-1202/2404	✓	✓	-	2 A + 4 A	-	✓	✓	2	-	-	-	-	2	-	-	-	-	-	-	28		
	ACM5-1205	✓	-	-	5 A	-	✓	705 x 685 x 116 mm	✓	5	-	-	3	3	2	-	1	-	-	-	-	30	
	ACM5-1210	✓	-	-	10 A	-	✓		✓	5	-	-	3	3	2	-	1	-	-	-	-	30	
ACM5-1220	✓	-	-	20 A	-	✓	✓		5	-	-	3	3	2	-	1	-	-	-	-	30		
ACM5-2405	-	✓	-	5 A	-	✓	✓	5	-	-	-	-	2	-	-	-	-	-	-	-	31		
ACM5-2410	-	✓	-	10 A	-	✓	✓	5	-	-	-	-	2	-	-	-	-	-	-	-	31		
ACM5-1202/2404	✓	✓	-	2 A + 4 A	-	✓	✓	5	-	-	-	-	2	-	-	-	-	-	-	-	30		
ACM5-1204/2408	✓	✓	-	4 A + 8 A	-	✓	✓	5	-	-	-	-	2	-	-	-	-	-	-	-	30		



Alimentations miniatures

Références	12 V DC	24 V DC	Courant	IP	Page
PSEB121,5	✓	-	1,5 A	-	50
PSEB121,5W	✓	-	1,5 A	IP 65	50
PSEB240,75	-	✓	0,75 A	-	50
PSEB240,75W	-	✓	0,75 A	IP 65	50



Alimentations Bloc prise (PSA) Bloc table (PST)


Références	12 V DC	Courant	Multivoies	Page
PSA120,5	✓	0,5 A	1	51
PSA1201	✓	1 A	1	51
PSA1202	✓	2 A	1	51
PST1201	✓	1 A	1	52
PST1202	✓	2 A	1	52
PST12034	✓	3 A	4	52
PST12055	✓	5 A	5	52



Alimentations multivoies rackables

Références	12 V DC	Courant	Multivoies	Chargeur	Page
PSR12108	✓	10 A	8	-	53
PSR122016	✓	20 A	16	-	53
PSR12108C	✓	10 A	8	✓	54
PSR122016C	✓	20 A	16	✓	54



	Références	12 V DC	24 V DC	48 V DC	Courant <sup>(1)</sup>	Chargeur	Étanche	Dimensions	Capacité batterie(s)										Page	
									1.3 Ah	2.1 Ah	3.2 Ah	4 Ah	7 Ah	12 Ah	18 Ah	24 Ah	38 Ah	65 Ah		
 Coffret métal PSW	PSW253015-1201.5	✓	-	-	1,3 A	✓	✓ IP 66	250 x 300 x 150 mm	-	2	3	3	2	1	1	-	-	-	-	32
	PSW253015-1203	✓	-	-	2,6 A	✓	✓ IP 66		-	2	3	3	2	1	1	-	-	-	-	32
	PSW253015-1205	✓	-	-	4,4 A	✓	✓ IP 66		-	2	3	3	2	1	1	-	-	-	-	32
	PSW304020-1210	✓	-	-	5 A	✓	✓ IP 66		-	-	-	-	4	2	2	1	-	-	-	32
	PSW304020-1220	✓	-	-	10 A	✓	✓ IP 66	-	-	-	-	4	2	2	1	-	-	-	32	
	PSW253015-2401.5	-	✓	-	1,3 A	✓	✓ IP 66	250 x 300 x 150 mm	-	2	2	2	2	-	-	-	-	-	-	33
	PSW253015-2402.5	-	✓	-	2,2 A	✓	✓ IP 66		-	2	2	2	2	-	-	-	-	-	-	33
	PSW304020-2405	-	✓	-	4 A	✓	✓ IP 66	300 x 400 x 200 mm	-	-	-	-	4	2	2	-	-	-	-	33
PSW304020-2410	-	✓	-	5 A	✓	✓ IP 66	-		-	-	-	4	2	2	-	-	-	-	33	
 Boîtier ABS PSDXWPB	PSDXWPB1201.5	✓	-	-	1,5 A	-	✓ IP 65	180 x 105 x 85 mm	-	-	-	-	-	-	-	-	-	-	-	44
	PSDXWPB1202.8	✓	-	-	2,8 A	-	✓ IP 65		-	-	-	-	-	-	-	-	-	-	-	44
	PSDXWPB1203.5	✓	-	-	3,5 A	-	✓ IP 65		-	-	-	-	-	-	-	-	-	-	-	44
	PSDXWPB1205HE	✓	-	-	5 A	-	✓ IP 65		-	-	-	-	-	-	-	-	-	-	-	44
	PSDXWPB240.75	-	✓	-	0,75 A	-	✓ IP 65		-	-	-	-	-	-	-	-	-	-	-	45
	PSDXWPB2401.4	-	✓	-	1,4 A	-	✓ IP 65		-	-	-	-	-	-	-	-	-	-	-	45
	PSDXWPB2401.75	-	✓	-	1,75 A	-	✓ IP 65		-	-	-	-	-	-	-	-	-	-	-	45
	PSDXWPB2402.5HE	-	✓	-	2,5 A	-	✓ IP 65		-	-	-	-	-	-	-	-	-	-	-	45

 <sup>(1)</sup> Pour coffrets étanches, courant disponible réduit



Modules alimentations (fixation sur rail DIN ou dans un coffret)

Références	12 V DC	24 V DC	48 V DC	Courant	Multivoies	Chargeurs
PSXM-121.5	✓	-	-	1,5 A	-	✓
PSXM-1203	✓	-	-	3 A	-	✓
PSXM-1205	✓	-	-	5 A	-	✓
PSXM-1210	✓	-	-	10 A	-	✓
PSXM-1220	✓	-	-	20 A	-	✓
PSXMV-12034	✓	-	-	3 A	✓ 4	-
PSXMV-12054	✓	-	-	5 A	✓ 4	-
PSXMV-12058	✓	-	-	5 A	✓ 8	-
PSXMV-12088	✓	-	-	8 A	✓ 8	-
PSXMV-12034C	✓	-	-	3 A	✓ 4	✓
PSXMV-12054C	✓	-	-	5 A	✓ 4	✓
PSXMV-12058C	✓	-	-	5 A	✓ 8	✓
PSXMV-12088C	✓	-	-	8 A	✓ 8	✓
PSXM-1201/2402	✓	✓	-	1 A + 2 A	-	✓
PSXM-1202/2404	✓	✓	-	2 A + 4 A	-	✓
PSXM-1204/2408	✓	✓	-	4 A + 8 A	-	✓
PSXM-241.5	-	✓	-	1,5 A	-	✓
PSXM-242.5	-	✓	-	2,5 A	-	✓
PSXM-2405	-	✓	-	5 A	-	✓
PSXM-2410	-	✓	-	10 A	-	✓
PSXM-482.5	-	-	✓	2,5 A	-	✓
PSXM-4805	-	-	✓	5 A	-	✓

Quel module dans quel coffret ?

PSXB 100	PSXB 200	PSXB 300	PSXB 400	PSXB 500	PSXB 600	PSXB 700	ACMB 1/2	ACMB 2/3	ACMB 5/6	PSWB 253015	PSWB 304020	PSWB 405020	PSWB 406025	Page
✓	✓	✓	✓	✓	✓	✓	✓	✓	✓	-	✓ 1,3 A max.	-	-	34
✓	✓	✓	✓	✓	✓	✓	✓	✓	✓	-	✓ 2,6 A max.	-	-	34
✓	✓	✓	✓	✓	✓	✓	✓	✓	✓	-	✓ 4,4 A max.	-	-	34
-	-	-	✓	✓	✓	✓	✓	✓	✓	-	✓ 5 A max.	-	-	34
-	-	-	✓	✓	✓	✓	✓	✓	✓	-	✓ 10 A max.	-	-	34
✓	✓	✓	✓	✓	✓	✓	✓	✓	✓	-	✓ 2,6 A max.	-	-	48
✓	✓	✓	✓	✓	✓	✓	✓	✓	✓	-	✓ 4,4 A max.	-	-	48
-	-	-	✓	✓	✓	✓	✓	✓	✓	-	✓ 4,4 A max.	-	-	48
-	-	-	✓	✓	✓	✓	✓	✓	✓	-	✓ 6 A max.	-	-	48
✓	✓	✓	✓	✓	✓	✓	✓	✓	✓	-	✓ 2,4 A max.	-	-	49
✓	✓	✓	✓	✓	✓	✓	✓	✓	✓	-	✓ 4,4 A max.	-	-	49
-	-	-	✓	✓	✓	✓	✓	✓	✓	-	✓ 4,4 A max.	-	-	49
-	-	-	✓	✓	✓	✓	✓	✓	✓	-	✓ 6 A max.	-	-	49
✓	✓	✓	✓	✓	✓	✓	✓	✓	✓	-	✓ 0,7 A / 1,4 A	-	-	36
-	-	-	✓	✓	✓	✓	✓	✓	✓	-	✓ 1,3 A / 2,6 A	-	-	36
-	-	-	✓	✓	✓	✓	✓	✓	✓	-	✓ 1,7 A / 3,3 A	-	-	36
✓	✓	✓	✓	✓	✓	✓	✓	✓	✓	-	✓ 1,3 A max.	-	-	35
✓	✓	✓	✓	✓	✓	✓	✓	✓	✓	-	✓ 2,2 A max.	-	-	35
-	-	-	✓	✓	✓	✓	✓	✓	✓	-	✓ 4 A max.	-	-	35
-	-	-	✓	✓	✓	✓	✓	✓	✓	-	✓ 5 A max.	-	-	35
-	-	-	✓	✓	✓	✓	✓	✓	✓	-	✓ 2 A max.	-	-	37
-	-	-	✓	✓	✓	✓	✓	✓	✓	-	✓ 2,5 A max.	-	-	37

(voir coffrets vide pages 71, 72, 73)



Alimentations rail DIN

Références	12 V DC	24 V DC	48 V DC	Cou-rant	Char-geur	Page
PSDX1201.5	✓	-	-	1,5 A	-	38
PSDX1202.8	✓	-	-	2,8 A	-	38
PSDX1203.5	✓	-	-	3,5 A	-	38
PSDX1205HE	✓	-	-	5 A	-	38
PSDX1205.5	✓	-	-	5,5 A	-	38
PSDX1208.4	✓	-	-	8,4 A	-	38
PSDX1201.2C	✓	-	-	1,2 A	✓	42
PSDX1202.2C	✓	-	-	2,2 A	✓	42
PSDX1204.4C	✓	-	-	4,4 A	✓	42
PSDX1207C	✓	-	-	7 A	✓	42
PSDX240.75	-	✓	-	0,75 A	-	39
PSDX2401.4	-	✓	-	1,4 A	-	39
PSDX2401.75	-	✓	-	1,75 A	-	39
PSDX2402.5HE	-	✓	-	2,5 A	-	39
PSDX2402.75	-	✓	-	2,75 A	-	39
PSDX2404.2	-	✓	-	4,2 A	-	39
PSDX2406C	-	✓	-	0,6 A	✓	39
PSDX2401.1C	-	✓	-	1,1 A	✓	43
PSDX2402.2C	-	✓	-	2,2 A	✓	43
PSDX2403.5C	-	✓	-	3,5 A	✓	43
PSDX480.7	-	-	✓	0,7 A	-	41
PSDX480.9	-	-	✓	0,9 A	-	41
PSDX4801.4	-	-	✓	1,4 A	-	41
PSDX4802.1	-	-	✓	2,1 A	-	41



Convertisseurs de tension

Références	Entrée 12/24 V AC / 12/24/48 V DC	Sortie DC	Cou-rant	Page
UVCD12281250-12	✓	12 V	1 A	56
UVCD12281250-24	✓	24 V	0,5 A	56
UVCD12281256-12/01	✓	12 V	1 A	56
UVCD12281256-12/02	✓	12 V	2 A	56
UVCD12281256-24/0.5	✓	24 V	0,5 A	56
UVCD12281256-24/01	✓	24 V	1 A	56

